

9 | PULLERS

STANDARD PULLERS, PULLERS

→ PAGE 300

COUNTER STAYS, SLIDE HAMMERS, SEPARATING FIXTURES

→ PAGE 302

BALL JOINT SEPARATORS

→ PAGE 303





STAHLWILLE Pullers

1

Designed with practical applications in mind, drop forged, precision machined on the latest machine tools, hardened and tempered. STAHLWILLE pullers are conscientiously assembled and tested under load. They are ideal tools for removing gearwheels, ball bearings and pulleys from shafts, axles etc.

2

Product benefits at a glance

- high flexural strength thanks to struts with accurately calculated profiles and milled, smooth guides.
- highly load-bearing extractor hooks made of oil-hardened chrome vanadium steel with milled-profile jaws and specially-designed grip geometry for use in confined spaces and optimised radii for shafts and axles.
- smooth running and high force transmission through the nut with its hard-wearing, smooth thread contours.
- high extraction force with ease is made possible even where there is high friction and counterforces due to the CNC milled precision thread.
- damage to the thread of the nut is effectively prevented, even if the full length of the thread is used, due to the clearance at the end of the thread.
- excellent running characteristics of the thread itself thanks to high-grade hardening and tempering and the special coatings on the thrust spindles.
- to enable stubborn parts to be loosened, it may be necessary to tap the puller with a hammer after it has been tensioned. For this reason, the spindle head is equipped with a rounded impact head.
- close-tolerance, performance-matched jaw sizes on the spindle head ensure non-slip contact with the drive tool.
- to prevent damage to the shafts while extraction force is applied, the centre is freely-swivelling.

3

Numerous pullers are available for different applications:

Standard pullers, battery terminal pullers, ball joint separators, internal pullers, counter stays, separating fixtures, wheel hub pullers.

4

After attaching and locking the puller No 11060/11061 **1**, the central threaded spindle **2** is turned to ease the bearing off its mount without causing damage.

1



2





Battery terminal puller in use on a car battery



How a two-armed puller works



Separating fixture in use for removing ball bearings



Puller in use for removing gearwheels



Standard pullers
Two- or three-armed puller? A three-armed puller is generally preferable to a two-armed one provided there is sufficient space because it distributes the pulling forces more evenly.

Pullers

11050 Standard pullers

two-armed, with sliding permanently parallel extractor hooks, zinc plated;
for extracting gearwheels, ball bearings, pulleys and similar parts from shafts or axles;
for removing ball bearings, bearing outer races and bushes from holes;
hooks can be used as internal or external hooks.



Code	size	Clamp. width mm	Clamp. depth mm	Max. loading in t	Max. torque in N-m	Δ g	
71 1300 11	1	25-80	100	4.5	80	999	1
71 1300 12	2	25-130	100	4.5	80	1103	1
71 1300 13	3	50-160	150	6.5	150	2754	1
71 1300 14	4	60-200	150	6.5	150	3085	1
71 1300 15	5	80-250	200	11.0	320	7000	1
71 1300 16	6	80-350	200	11.0	320	8400	1

H 11050 Arms for pullers No 11050/11051

1 piece

Code	size	for puller No	Δ g	
79 1300 11	1	11050-1, -2 11051-1, -2	238	1
79 1300 12	3	11050-3, -4 11051-3, -4	602	1
79 1300 13	5	11050-5, -6	1596	1



11053 Standard pullers

two-armed, with swivelling extractor hooks
for larger reaches, zinc plated;
for extracting gearwheels, ball bearings, pulleys and similar parts from shafts or axles; hooks can be used as internal or external hooks;
for internal extraction, simply turn the hooks and spindle round;
the large leverage effect ensures a firm grip on the part to be extracted, whether internal or external.



Code	size	Clamp. width mm	Clamp. depth mm	Max. loading in t	Max. torque in N-m	Δ g	
71 1502 11	1	50-300	270	6.0	120	4330	1
71 1502 12	2	50-400	400	6.0	120	6000	1

11051 Standard pullers

three-armed, with sliding permanently parallel extractor hooks, zinc plated;
for extracting gearwheels, ball bearings, pulleys, fan wheels and similar parts from shafts or axles;
for removing ball bearings, bearing outer races and bushes from holes;
hooks can be used as internal or external hooks.



Code	size	Clamp. width mm	Clamp. depth mm	Max. loading in t	Max. torque in N-m	Δ g	
71 0800 11	1	25-80	100	5.5	55	1280	1
71 0800 12	2	25-120	100	5.5	55	1422	1
71 0800 13	3	25-160	150	7.0	70	3507	1
71 0800 14	4	25-200	150	7.0	70	3690	1

11054 Pullers

three-armed, with swivelling extractor hooks
for larger reaches, zinc plated;
for extracting gearwheels, ball bearings, pulleys and similar parts from shafts or axles;
hooks can be used as internal or external hooks;
for internal extraction, simply turn the hooks and spindle round;
the efficient leverage effect forces the hooks firmly onto the part to be extracted.



Code	size	Clamp. width mm	Clamp. depth mm	Max. loading in t	Max. torque in N-m	Δ g	
71 1503 11	1	50-300	270	12.0	220	4990	1
71 1503 12	2	50-400	400	12.0	220	8000	1

11056 Set: Pullers

consisting of the most common two- and three-armed pullers with two- and three-armed, sliding, parallel extractor hooks.
for extracting gearwheels, ball bearings, pulleys and similar parts from shafts or axles;
hooks can be used as internal or external hooks;
the efficient leverage effect forces the hooks firmly onto the part to be extracted.



Code	Clamp. width mm	Clamp. depth mm	Δ g	
96 71 13 11	120	100/200/250	7000	1

12150 Pullers

two-armed version with swivelling, double-action extractor hooks, zinc plated; for extracting gearwheels, ball bearings, pulleys and similar parts from shafts or axles; for removing ball bearings, bearing outer races and bushes from holes; for internal extraction, simply swivel the hooks and turn the spindle round or just turn the hooks round.



Code	size	Clamp. width mm	Clamp. depth mm	Max. loading in t	Max. torque in N·m	ΔΔ g	
71 14 02 11	1	20-150	80	3.5	50	708	1
71 14 02 12	2	40-220	130	4.0	60	1675	1

12152 Three arm pullers

three-armed version with swivelling, double-action extractor hooks, zinc plated; for extracting gearwheels, ball bearings, pulleys and similar parts from shafts or axles; for removing ball bearings, bearing outer races and bushes from holes; for internal extraction, simply swivel the hooks and turn the spindle round or just turn the hooks round.



Code	size	Clamp. width mm	Clamp. depth mm	Max. loading in t	Max. torque in N·m	ΔΔ g	
71 14 03 11	1	20-150	80	4.0	60	920	1
71 14 03 12	2	40-200	130	4.5	70	2235	1

11055 Two arm pullers

two-armed, with swivelling extractor hooks and lateral clamp clip, zinc plated; when the clamp clip is tightened, the claws of the extractor hooks locate under the part to be extracted and lever it free as force is applied before extraction begins; for extracting gearwheels, ball bearings, pulleys, drop arms and similar parts from shafts or axles; the clamp clip presses the extractor hooks firmly against the part being extracted.



Code	size	Clamp. width mm	Clamp. depth mm	Max. loading in t	Max. torque in N·m	ΔΔ g	
71 19 00 11	1	20-70	85	5.0	120	1211	1
71 19 00 12	2	20-100	100	6.0	120	1643	1
71 19 00 13	3	30-150	150	8.0	150	2907	1

11040 Battery terminal pullers

two-armed, with a self-centring quick-action clamp and automatic feed, zinc plated; for extracting battery terminal clamps, smaller ball bearings, pulleys etc.; as force is applied through the spindle, the extractor hooks automatically apply increasing force to the part being extracted; particularly suited to car electrics, compressed air system repairs and similar applications due to the compact design and small hooks.



Code	size	Clamp. width mm	Clamp. depth mm	Max. loading in t	Max. torque in N·m	ΔΔ g	
71 12 00 11	1	10-60	45	2.5	25	245	1
71 12 00 12	2	10-70	65	3.0	35	261	1
71 12 00 13	3	10-100	80	3.5	45	315	1

11042 Battery terminal pullers

three-armed, with a self-centring quick-action clamp and automatic feed, zinc plated; for extracting battery terminal clamps, smaller ball bearings, pulleys etc.; as force is applied through the spindle, the extractor hooks automatically apply increasing force to the part being extracted; particularly suited to car electrics, compressed air system repairs and similar applications due to the compact design and small hooks.



Code	size	Clamp. width mm	Clamp. depth mm	Max. loading in t	Max. torque in N·m	ΔΔ g	
71 18 00 11	1	10-60	45	2.5	25	299	1
71 18 00 12	2	10-70	65	3.0	35	340	1
71 18 00 13	3	10-100	80	3.5	45	692	1

11060 Internal pullers

for extracting ball bearings, bearing outer races and bushes, zinc plated; to be used with Counter stay No 11061 and Slide hammer No 11062; even bearings which are tight up against the walls are securely gripped due to the excellent clamping effect.



Code	size	Clamp. width mm	Max. torque in N·m	ΔΔ g	
71 16 00 10	0	8-12	30	102	1
71 16 10 11	1	12-16	30	110	1
71 16 00 21	1a	16-20	30	116	1
71 16 00 12	2	20-27	30	131	1
71 16 00 13	3	27-36	60	365	1
71 16 00 15	5	36-46	60	385	1
71 16 00 16	6	46-58	60	558	1
71 16 00 17	7	58-70	60	612	1
71 16 00 18	8	70-100	60	1659	1

Pullers

11061 Counter stays

to be used with Internal Puller No 11060;
zinc plated;
insert and open up the internal puller;
screw the spindle of the counter-stay into the
internal puller; extract the workpiece.



Code	size	suitable for No 11060	Max. torque in N-m	ΔΔ g	
71 1700 11	1	sizes 0-2	30	654	1
71 1700 12	2	sizes 3-7	60	1518	1
71 1700 13	3	size 8	60	2317	1

11062 Slide hammers

to be used with Internal Puller
No 11060; zinc plated;
for extracting ball bearings if it is
not possible to use Puller
No 11061 because there is insufficient space.



Code	size	suitable for No 11060	ΔΔ g	
71 16 1001	1	sizes 0-2	650	1
71 16 1002	2	sizes 3; 5	1435	1

12613 Separating fixtures

zinc plated; for use with No 12614 of same
sizes;
for separating and extracting ball bearings,
roller bearings, bushes, wheels and other
tightly fitting parts;
applying uniform pulling force to the side
bolts will gently separate workpieces;
apply puller No 12614;
apply force to pull off.



Code	size	Clamp. width mm	Opening mm	Max. loading in t	Max. torque in N-m	ΔΔ g	
71 0300 10	0	5-60	60	2.0	30	562	1
71 0300 11	1	12-75	75	2.5	40	787	1
71 0300 12	2	22-115	115	4.0	70	2020	1
71 0300 13	3	30-155	155	5.0	90	3740	1

12614 Pullers

zinc plated; for use with No 12613
of same sizes;
for extracting ball bearings,
roller bearings, bushes,
wheels and other tight fitting parts;
the puller is connected to separator
No 12613 to enable the workpiece
to be extracted.



Code	size	Clamp. width mm	Extraction bolts mm	Max. loading in t	Max. torque in N-m	ΔΔ g	
71 0400 10	0	45-110	110	2.0	30	910	1
71 0400 11	1	55-140	155	2.5	40	1220	1
71 0400 12	2	60-215	200	4.0	70	2802	1
71 0400 13	3	85-295	315	5.0	90	6820	1

V 12614 Extensions

1 pair, for use with puller No 12614;
extensions for the extraction
bolts on the puller for use with
longer workpieces.





Code	size	for No	L mm	ΔΔ g	
79 4400 11	1	12614-0, -1	100	89	1
79 4400 12	2	12614-2	150	233	1
79 4400 13	3	12614-3	150	743	1

11030 Universal wheel hub pullers

with three extractor hooks, zinc plated;
for extracting wheel hubs on HGV's and
cars up to a hole diameter of 225 mm;
the axially mounted threaded bush enables
the workpiece to be freed by gently tapping
the end of the spindle.



Code	size	Arms	Max. loading in t	Max. torque in N-m	 g	
71 1100 13	1	3	14.0	280	3566	1
71 1100 15	2	5	14.0	280	4568	1

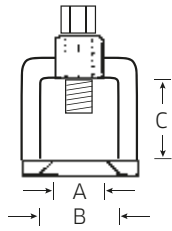
H 11030 Arm for No 11030

1 piece

Code	ΔΔ g	
79 1000 10	524	1

11041 Ball joint separators

for forcing out ball pins on vehicles, zinc plated.



Code	size	A mm	B mm	C mm	Max. torque in N-m	⚖️ g	📦
71 23 00 11	1	18	37	37	50	309	1
71 23 00 12	2	23	45	45	120	476	1
71 23 00 13	3	29	55	60	160	1321	1
71 23 00 14	4	39	70	80	280	2024	1

size 1 for passenger vehicles

size 2 for passenger vehicles and vans

size 3 + 4 for trucks

SP 11040-12150 Spindles

Code	No	for puller No	⚖️ g	📦
79 28 10 11	SP 11040-1	11040-1; 11042-1	108	1
79 28 11 11	SP 11040-2	11040-2; 11042-2	120	1
79 28 10 12	SP 11040-3	11040-3; 11042-3	80	1
79 28 10 13	SP 11050-1	11050-1, -2; 11051-1, -2; 11056; 12150-1, 12152-1, 12614-0, -1	171	1
79 28 10 14	SP 11050-3	11050-3, -4; 11051-3, -4; 12614-2	590	1
79 28 10 15	SP 11050-5	11050-5, -6	1210	1
79 28 10 16	SP 11055-1	11055-1	177	1
79 28 10 17	SP 11055-2	11055-2	176	1
79 28 10 18	SP 11055-3	11055-3	592	1
79 28 10 19	SP 11041-1	11041-1	80	1
79 28 10 20	SP 11041-2	11041-2	94	1
79 28 10 21	SP 11041-3	11041-3	360	1
79 28 10 22	SP 11041-4	11041-4	231	1
79 28 10 23	SP 11053-1	11053-1, -2; 11054-1, -2	876	1
79 28 10 34	SP 12150-2	12150-2; 12152-2	440	1

12616 Universal ball joint separator

zinc plated, DIN/ISO 7803,
for extracting ball-joints on cars
and light delivery vans.



Code	size	Fork opening mm	Clear height mm	Max. loading in t	Max. torque in N-m	⚖️ g	📦
71 05 00 10	1	18-22	20-50	3.5	70	611	1

12623 Ball joint separator

zinc plated; for extracting ball-joints
especially on BMW, Fiat, Ford, Mercedes-
Benz, Nissan, Opel, Toyota, VW/Audi and
Volvo cars.



Code	Fork opening mm	Clear height mm	Max. loading in t	Max. torque in N-m	⚖️ g	📦
71 05 00 11	20	12-50	3.5	40	1284	1

12623-1 Ball joint separator

for vehicles with aluminium chassis;
zinc plated;
for extracting ball-joints, especially on
Audi A6 and A8 after model year 1999
and for other vehicles with limited work
space.



Code	Fork opening mm	Clear height mm	Max. loading in t	Max. torque in N-m	⚖️ g	📦
71 05 00 12	24	60-80	3.5	40	1577	1

12623-3 Ball joint separator

on heavy goods vehicles,
buses and construction site vehicles;
zinc plated.



Code	Fork opening mm	Clear height mm	Max. loading in t	Max. torque in N-m	⚖️ g	📦
71 05 00 14	35-45	115	20	200	6000	1

12623-4 Ball joint separator

on medium-sized and heavy HGV's,
buses and construction site and other
special vehicles; zinc plated.



Code	Fork opening mm	Clear height mm	Max. loading in t	Max. torque in N-m	⚖️ g	📦
71 05 00 15	27-36	90	10	100	2995	1

